



SPGUK200C Generator Datasheet

Made in the UK



200kVA / 160kW
POWERED by
CUMMINS

DIESEL GENERATING SET 400/230 V - 50 Hz

MODEL		SPGUK200C	
Power Pf. 0.8	Standby	kVA	200
		kW	160
	Prime	kVA	180
		kW	144

Standby: Continuous running at variable load for duration of an emergency power outage. No overload is permitted on these ratings. In accordance with ISO 3046 .

Prime: Continuous running at variable load for unlimited periods with 10% overload available for 1 hour in any 12 hour period. In accordance with ISO 8528,ISO 3046.

- ✓ British built, high quality, reliable and complete power unit
- ✓ Compact design
- ✓ Designed for easy maintenance access
- ✓ Every generating set is subject to a comprehensive test program which includes full load testing, checking and provision of all control and safety shut down functions testing
- ✓ Fully engineered with a wide range of options and accessories: Canopy, silent container and on-road trailer



Manufacturer reserves the right to make changes in model, technical specifications, color, equipment and accessories without prior notice.



SPGUK200C Generator Datasheet

Made in the UK



ENGINE

CUMMINS

Model	6CTA8.3G2	
Engine Power Output at rated rpm	kWm	180
	HP	241
Aspiration and Cooling	Turbocharged and After Cooled	
Total Displacement	Litre	8.3
No. of Cylinders and Build	6- Inline	
Engine Speed	rpm	1500
Bore and Stroke	mmxmm	114x135
Compression Ratio	17.3:1	
Governor	Electronic	
Fuel Consumption at full load	L/hr	42
Fuel Tank Capacity	Litre	Open: 350/Canopy: 350
Oil Capacity	Litre	27.6
Coolant Capacity	Litre	41.3
Radiator Cooling Air	m ³ /min	186
Air Intake – Engine	m ³ /min	12.36
Exhaust Gas Flow	m ³ /min	34.68

- ✓ Heavy duty Perkins diesel engine
- ✓ Four stroke, water cooled, turbocharged
- ✓ Direct injection fuel system
- ✓ Mechanical Governor system
- ✓ 12/24 V D.C. starter and charge alternator
- ✓ Replaceable fuel filter, oil filter and dry element air filter
- ✓ Cooling radiator and fan
- ✓ Starter battery - lead acid, including rack and cables
- ✓ Flexible fuel connection hoses and manual oil sump drain valve
- ✓ Industrial capacity exhaust silencer and steel bellows
- ✓ Jacket water heater(at automatic models)
- ✓ Operation manuals and circuit diagram documents

ALTERNATOR

Design	Brushless single bearing, revolving field
Stator	2/3 pitch
Rotor	Single bearing, flexible disc
Insulation System	Class H
Standard Temperature Rise	125 - 163°C Continuous
Exciter Type	Self Excited
Phase Rotation	A (U), B (V), C (W)
Alternator Cooling	Direct drive centrifugal blower fan
AC Waveform Total Harmonic Distortion	No load < 1.5%. Non distorting balanced linear load < 5%
Telephone Influence Factor (TIF)	<50 per NEMA MG1-22.43
Telephone Harmonic Factor (THF)	<2%

- ✓ Brushless, single bearing system, flexible disc, 4 poles
- ✓ Insulation class H
- ✓ Standard degree of protection IP21 (*IP22/IP23 is available.)
- ✓ Self-exciting and self-regulating
- ✓ Impregnation with tropicalised epoxy varnish
- ✓ Solid state Automatic Voltage Regulator
- ✓ Stator winding with 2/3 pitch for improved harmonics



CONTROL SYSTEM

Generator control and protection panel is mounted on the genset base frame. The control panel is equipped as follows:

1. Auto Mains Failure Control Panel

- Panel equipments:
- ✓ Control with AMF module
 - ✓ Static battery charger
 - ✓ Emergency stop push button



DSE 6020

a) Generating set control module DSE 6020 features:

- ✓ The module is used to monitor main supply and starts and stops of a standby generating set
- ✓ Micro-processor based design
- ✓ Automatic control of main and generator contactors
- ✓ Monitors engine performance and AC power output LED alarm indication
- ✓ Front panel configuration of timers and alarm trip points
- ✓ CAN and magnetic pick-up versions (specify on ordering)
- ✓ 4 digital inputs/3 analogue inputs
- ✓ 6 outputs (4 configurable on Magnetic Pick-up, 6 configurable on CANbus version)
- ✓ Easy push button control
STOP/RESET - MANUAL - AUTO - TEST - START

b) Metering via LED display:

- ✓ Generator Volts (L-L / L-N) Generator kVA
- ✓ Engine oil pressure (PSI-Bar) Generator kW
- ✓ Generator Ampere (L1,L2,L3) Generator Cos (σ)
- ✓ Engine temperature (° C & ° F)
- ✓ Generator Frequency (Hz)
- ✓ Plant battery volts
- ✓ Engine hours run
- ✓ Mains Volts (Ph-Ph/Ph-N)

c) Alarms:

- ✓ Over and Under Speed
- ✓ Low and High Battery Volt.
- ✓ Start and Stop Failure
- ✓ Charge fail
- ✓ Over Current
- ✓ Under / Over Generator Voltage
- ✓ Low Oil Pressure
- ✓ Emergency stop
- ✓ High engine temperature

d) LED indications

- ✓ Mains available
- ✓ Generator available
- ✓ Mains on load
- ✓ Generator on load

2. Power Outlet Circuit Breaker Board Mounted on the Gen-set Base Frame

OPTIONAL EQUIPMENTS

Diesel Engine

- ✓ Oil heater

Alternator

- ✓ 3/4 Pole Output Circuit Breaker
- ✓ Anti-condensation Heater

Panel

- ✓ Charge ammeter
- ✓ Transfer Switch 3 Pole
- ✓ Transfer Switch 4 Pole
- ✓ Earth Fault, single set

Accessories

- ✓ Bulk fuel tank
- ✓ Automatic filling system
- ✓ Fuel-water separator filter
- ✓ Low fuel level alarm
- ✓ Residential silencer
- ✓ Silent Container
- ✓ Trailer mounted
- ✓ Manual oil drain pump
- ✓ Tool kit for maintenance


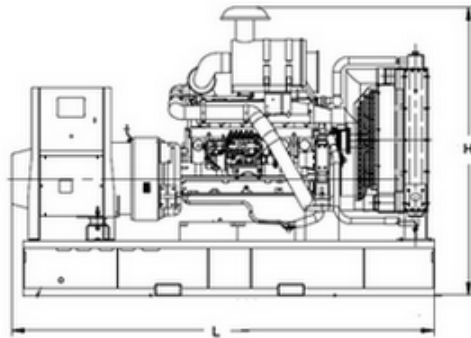


SPGUK200C Generator Datasheet

Made in the UK



CHASSIS



- ✓ The complete gen-set is mounted as whole on a heavy-duty fabricated, steel base frame
- ✓ Anti-vibration pads are fixed between the engine/ alternator feet and the base frame
- ✓ Base frame design incorporates an integral fuel tank (Up to 750 kVA)
- ✓ The generating set can be lifted from the base frame lifting points
- ✓ Dial type fuel gauge and drain plug on the fuel tank
- ✓ Forklift pockets within base frame (up to 500kVA)

DIMENSIONS


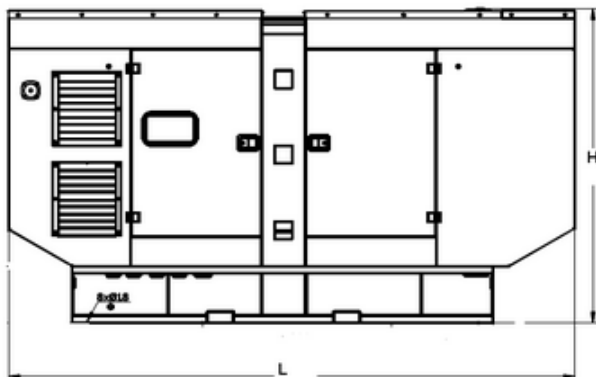
OPEN TYPE

DIMENSIONS (LxWxH)	mm	2336*1100*1652
DRY WEIGHT	kg	1780

SOUND ATTENUATED TYPE

DIMENSIONS (LxWxH)	mm	3267*1163*1858
DRY WEIGHT	kg	2280

CANOPY



- ✓ All canopy parts are designed in modular format
- ✓ Non-welding assembly
- ✓ Access doors on each side
- ✓ All metal canopy parts are painted by electrostatic polyester powder paint
- ✓ Exhaust silencer system
- ✓ Thermally insulated engine exhaust system
- ✓ Emergency stop push button is installed outside of the canopy
- ✓ Easy lifting and moving
- ✓ Easy maintenance access and operation